


PMEX UPDATE


BUY



CRUDE10-SE24
 77.73 1.16%
 Expiry 19/Aug/24
 Remaining 7 Days

Entry	77.71 - 77.75
Stoploss	77.15
Take Profit	78.15 - 78.25


BUY



NGAS1K-SE24
 2.2240 3.78%
 Expiry 27/Aug/24
 Remaining 15 Days

Entry	2.251 - 2.254
Stoploss	2.23
Take Profit	2.269 - 2.281

BUY



GO10Z-DE24
 2,482.05 0.35%
 Expiry 26/Nov/24
 Remaining 106 Days

Entry	2482 - 2483
Stoploss	2473.87
Take Profit	2487 - 2490


BUY



SL10-SE24
 28.00 1.48%
 Expiry 28/Aug/24
 Remaining 16 Days

Entry	28.03 - 28.05
Stoploss	27.81
Take Profit	28.177 - 28.243


BUY



PLATINUM5-OC24
 944.45 1.56%
 Expiry 26/Sep/24
 Remaining 45 Days

Entry	947 - 948
Stoploss	942.24
Take Profit	952 - 954


BUY



COPPER-SE24
 4.0448 1.30%
 Expiry 28/Aug/24
 Remaining 16 Days

Entry	4.0721 - 4.0775
Stoploss	4.05
Take Profit	4.0952 - 4.1075


BUY



ICOTTON-DE24
 68.96 0.91%
 Expiry 22/Nov/24
 Remaining 102 Days

Entry	69.15 - 69.2
Stoploss	68.92
Take Profit	69.61 - 69.81


BUY



DJ-SE24
 39,712 0.18%
 Expiry 19/Sep/24
 Remaining 38 Days

Entry	39718 - 39727
Stoploss	39596.49
Take Profit	39808 - 39879


BUY



SP500-SE24
 5,386 0.28%
 Expiry 19/Sep/24
 Remaining 38 Days

Entry	5388 - 5390
Stoploss	5371.36
Take Profit	5400 - 5404


BUY



NSDQ100-SE24
 18,673 0.31%
 Expiry 19/Sep/24
 Remaining 38 Days

Entry	18714 - 18730
Stoploss	18640.21
Take Profit	18786 - 18820


SELL



GOLDUSDJPY-SE24
 147.61 0.68%
 Expiry 28/Aug/24
 Remaining 16 Days

Entry	146.78 - 146.71
Stoploss	147.00
Take Profit	146.44 - 146.31

BUY



GOLDEURUSD-SE24
 1.0922 0.06%
 Expiry 28/Aug/24
 Remaining 16 Days

Entry	1.0925 - 1.0928
Stoploss	1.09
Take Profit	1.0938 - 1.0942

Major Headlines

Oil prices steady with Iran-Israel escalation in focus
Oil prices steadied in Asian trade on Monday, retaining last week's rebound as media reports suggested that an Iranian strike on Israel was likely to happen in the coming days. Some encouraging economic data also aided sentiment, especially as traders bet that fears of a U.S. recession were overblown. More key economic data is on tap this week. A market holiday in Japan made for relatively lower trading volumes. Brent oil futures expiring in October fell 0.2% to \$79.50 a barrel [see more...](#)

Gold Steady Ahead of US Inflation Data
Gold (XAU) traded in a narrow range on Friday. Positive risk sentiment limited its gains, while ongoing geopolitical risks and expectations of rate cuts by the Federal Reserve (Fed) provided underlying support. The positive sentiment in equity markets puts downward pressure on safe-haven assets [see more...](#)

US stock futures edge higher; inflation data looms large
U.S. stock index futures traded in a calm fashion Monday, seeing some stability after last week's wild swings, with the focus turning to key inflation data this week. At 06:35 ET (10:35 GMT), Dow Jones Futures rose 40 points, or 0.1%, S&P 500 Futures climbed 10 points, or 0.2% and Nasdaq 100 Futures gained 50 points, or 0.3%. The focus this week is squarely on consumer price index inflation data, due on Wednesday, for more cues on the economy and cooling inflation. [see more...](#)

USD/JPY Price Analysis: Corrects within short and medium-term
USD/JPY is likely in a down trend on both a short and medium-term basis now. Given "the trend is your friend" this continues to suggest a bearish bias exists over a 6-month period. The long-term trend, however, remains bullish. Currently the recovery from the August 5 lows looks only [see more...](#)

EUR/USD steadies above 1.0900 as focus turns to US inflation
EUR/USD stays in a tight range above the round-level support of 1.0900 in Monday's European session. The major currency pair remains in a tight range from the last week amid absence of Eurozone top-tier economic data. This week, the Eurozone economic calendar will report the revised estimates of flash Q2 Gross Domestic Product (GDP) and preliminary Employment Change data, which will be published on Wednesday. According to the expectations, the Eurozone [see more...](#)

US Dollar has soft start of the week with all eyes on inflation
The US Dollar (USD) has a soft opening this week, with no real outliers on the quote board on Monday. Traders are taking a clean sheet and have deemed last week's events as water under the bridge. All eyes will be on the US Consumer Price Index (CPI) for July, which is scheduled for Wednesday. [see more...](#)

Economic Calendar

Event	Dates	Time	Currency	Importance	Actual	Forecast	Previous
PPI (MoM) (Jul)	13-Aug-24	5:30 PM	USD	High volatility		0.20%	0.20%
Core CPI (MoM) (Jul)	14-Aug-24	5:30 PM	USD	High volatility		0.20%	0.10%
CPI (MoM) (Jul)	14-Aug-24	5:30 PM	USD	High volatility		0.20%	-0.10%
CPI (YoY) (Jul)	14-Aug-24	5:30 PM	USD	High volatility		3.00%	3.00%
Crude Oil Inventories	14-Aug-24	7:30 PM	USD	High volatility			-3.728M

FOREX MARKETS' STATISTICS

Forex Market Hours



Note: This chart shows the normal forex trading times of all the major forex trading centers across the globe in Pakistan Standard Time.

Forex Turnover by Counterparty



Markets' Share in Total Forex Turnover



Most Traded Currency Pairs



Sources: ACPL Research, Forexmarkethours, Dailyfx, Ig

DISCLAIMER

This report has been prepared by Abbasi and Company (Private) Limited and is provided for information purposes only. Abbasi and Company (Private) Limited (ACPL) is engaged in brokerage business of commodities futures in Pakistan and to provide the trading/ execution facility on Pakistan Mercantile Exchange (PMEX). There is risk of loss in trading in derivatives (futures). The author, directors and other employees of Abbasi and Company (Private) Limited and its affiliates cannot be held responsible for any loss in trading. Futures; futures on margin carries a high level of risk and may not be suitable for all investors. The high degree of leverage can work against the investor/ traders. Before deciding to invest in Commodity derivatives, you should carefully consider your investment objectives, level of experience, and risk appetite. The possibility exists that you could sustain a loss of some or all of your initial investment and therefore you should not invest money that you cannot afford to lose. You should be aware of all the risks associated with futures trading in commodities and other financial products. We take no responsibility for any loss made in investment on any instruments through us. In any event Abbasi and Company (Private) Limited, its affiliates, agents will not be liable to anyone for any decision made or action taken for investment/ trading. Abbasi and Company (Private) Limited, its affiliates, directors and employees cannot be held responsible for any loss in trading due to any problem in connectivity; failure of system; technical problem in the software or any other reason whatever. All the reports/ recommendations/ trading calls/ opinions are advisory in nature and contains the opinions of the author, which are not to be construed as investment advices. The author, directors and other employees of Abbasi and Company (Private) Limited and its affiliates cannot be held responsible for the accuracy of the information presented herein or for the results of the positions taken based on the opinions expressed in the reports/ views from Abbasi and Company (Private) Limited. All the views/ recommendations/ trading calls and opinions are based on the information, which are believed to be accurate and no assurance can be given for the accuracy of these information.

Derivatives trading involve substantial risk. The valuation of the underlying may fluctuate, and as a result, clients may lose their entire original investment. In no event should the content of this research report be construed as an express or an implied promise, guarantee or implication by, or from, Abbasi and Company (Private) Limited that you will profit or that losses can, or will be, limited in any manner whatsoever. Past results are no indication of future performance. The information provided in this report is intended solely for informative purposes and is obtained from sources believed to be reliable. Information is in no way guaranteed. No guarantee of any kind is implied or possible where projections of future conditions are attempted. Investments in securities market are subject to market risks, read all the related documents carefully before investing.

All rights reserved by Abbasi and Company (Private) Limited. This report or any portion hereof may not be reproduced, distributed, or published by any person for any purpose whatsoever. Nor can it be sent to a third party without prior consent of Abbasi and Company (Private) Limited. Action could be taken for unauthorized reproduction, distribution, or publication.

The research analyst, primarily involved in the preparation of this report, certifies that (1) the views expressed in this report accurately reflect his/her personal views about the subject commodity/index /currency pair and (2) no part of his/her compensation was, is or will be directly or indirectly related to the specific recommendations or views expressed in this report.

DISCLOSURE

Following exchange rates are used to convert investment and profit values:

- USD/PKR: 278.5
- JPY/PKR: 1.91

To arrive at our Target Price, Abbasi & Company (Private) Limited uses following methods:

- Technical Analysis
- Fundamental Analysis

Furthermore, profit and returns are inclusive of all expenses including PMEX Fee, ACPL Fee & Sales Tax

RESEARCH DISSEMINATION POLICY

Abbasi & Company (Private) Limited endeavors to make all reasonable efforts to disseminate research to all eligible clients in a timely manner through either physical or electronic distribution such as email, fax mail etc. Nevertheless, all clients may not receive the material at the same time.

PREPARED BY

Muhammad Rashid Nawaz
Phone: (+92) 42 38302028
Ext: 116
Email: haroon@abbasiandcompany.com

RESEARCH DEPARTMENT

6 - Shadman, Lahore
Phone: (+92) 42 38302028; Ext: 116, 117
Email: research@abbasiandcompany.com
web: www.abbasiandcompany.com

HEAD OFFICE

6 - Shadman, Lahore
Phone: (+92) 42 38302028
Email: support@abbasiandcompany.com
web: www.abbasiandcompany.com